

SURENDRANATH CENTENARY SCHOOL
SESSION -2023-24
ANNUAL PLAN
CLASS -I

ENGLISH

SPLASH SEMESTER – I & II (RatnaSagar)

My Grammar Time –I (Bharti Bhawan)

SPLASH WORKSHEET

MONTH	CHAPTER	No. of periods	TOPICS	LEARNING OBJECTIVE	LEARNING OUTCOME	CT/UT/Term
APRIL '23	L - 1 My Baby Sister. Poem – My Home. W.B –Pg no.1,2 Grammar L -1 Letters of the Alphabet L – 2 Naming Words Composition – My favourite Fruit.	22	*Reading, Explanation, Difficult Words,.Make sentences,Ques/Ans Explanation of the Poem *Grammar - Exercises from Grammar book, Practice Exercises *ACTIVITY- Draw a picture CT -1 (GR –L-1,2)with each vowels (a,e,i,o,u) *MINDMAPPING Creative Skill -Write five or six lines on My Favourite Fruit World Health Day	*Caring and sharing with younger ones *Importance of a home and family members *Knowledge of alphabets . *Enable them to Identify and categorise the Naming words *Learn the names of fruits	*Read the chapter with correct pronunciation. *Think about the sharing and caring within the family *Children will be able to differentiate between home and house. *Identify,produce the sound of individual letters and make words *Identify and categorise the Naming words.	CT -1(L -1) CT -1 (GR) -L-1,2
MAY '23	L -2 Tara and Alia Grammar	12	*Reading, Explanation, Difficult Words,.Make sentences,Ques/Ans *SUBJECT ENRICHMENT	*To make children understand the different ways in which they can help their family *Answer simple questions *When and where to use <u>common letters and special letters</u>	*Think about the lending helping hand with in the family. *Answer simple questions *Identify Special and common letters in a sentences.	UT -1(L- 2) UT -1(GR) - L-3,4

	L – 3 Naming Words:Common and Special		Activity-Circle Time (Skill Communication skill.	*Identify and categorise the Naming words		
JUNE '23	L- 3 Rohan and Mitoo Poem – Days W.B –Pg no.3,4 Grammar L- 4 One and M Composition – My School Garden	13	*Reading, Explanation, Difficult Words,,Make sentences,Ques/Ans *Explanation of the Poem Work sheet - Complete the poem -Rules, *Exercises of Grammar book EXPERIENCIAL LEARNING- Visit to a school garden and write five sentences on My School	*Reading and understanding the story. *Learning the days of the week. *Enable children to recite poem *Help children to form plural nouns * Develop love and care for plants and animals.	*Read the chapter with correct pronunciation. *Develop love and care for animals. *Recognize sequence and write the days of the week correctly. *Able to form plural nouns and write the correct spellings of nouns ending in s,ss,sh,ch,x and o *identify plants ,trees insects, birds and animals sounds	
JULY '23	L- 4 Harsha's New School. L-5 Describing Words L-6 A,An W.B –Pg no.5,6,7	27	*Reading,Explanation,Difficult Words, Make sentences,Ques/Ans Activity – Word puzzle (JAADUI PITARA) Rules *Exercises of Grammar book. ART INTEGRATION – Draw and colour a house and write five describing words.	*Help children to understand the difficulties of going to school at a new place. *Identify Articles and understand the correct use of articles in a sentence	*Get experience of a child moving in a school. *Able to describe things in their daily life. *Able to recognize and use articles with nouns.	T- 1- (L -2,3,4) T-1-(GR)- L-2,3,5,6
AUG '23	Poem – I Can W.B –Pg no.8,9,10 L – 7 This,That,These, Those. L-8 He,She,It	27	*Explanation of the Poem Worksheet - Complete the poem Rules and Explanation Exercises of Grammar book Practice exercises MIND MAPPING	*Make children aware of their daily routine. *Enable children to point out the things using This,That,These,Those *Knowledge of gender. *Learn to use pronouns in sentence	*Recite the poem with proper intonation. *Able to identify the objects using This, That,These,Those * Use pronoun in everyday writing and spelling.	T-1(GR) – L-7,8,9

	L- 9 I, You Composition - Butterfly		Composition –Butterflies Discussion on Butterflies Write five or six lines on Butterflies			
SEPT '23	Grammar L- 9 We ,They .	10	*Rules and Explanation Exercises of Grammar book Revision			
OCT '23	Poem – My Garden L- 1 Granny's Tomato Soup Grammar L-10 , We ,They L-11 Doing Words Composition – My Pet WB -Pg No. 9	17	*Explanation of the Poem Worksheet - Complete the poem *Reading,Explanation,Difficult Words, Make *sentences,Ques/Ans *Rules and Explanation Role play Activity– Jaadui Pitara (Performing Art) Look at the picture and act. *Exercises of Grammar book Write five or six lines on My Pet	* Help children to understand things that help a seed to grow into a plant *To make them aware of healthy food. *Learn the use of We and They in a sentence. *Able to recognize action words.	*Able to identify leaves,thorns,flowers and seeds in a plant. *Explain certain food items not eaten on a daily basis. Use pronoun in everyday writing and spelling * Recognize action words and use them in a sentence. *Develop love and care for animals	CT -2(L-1) CT-2(GR) – L -11
NOV '23	Poem– Quack ! Quack!Quack L – 2 The Cocount Tree Grammar L- 12 Am , Is , Are	20	*Explanation of the Poem Worksheet - Complete the poem *Rules and Explanation Exercises of Grammar book	*Learn to recite a poem and able to point out the rhyming words. Enable children to identify parts of plants.	*Recite the poem with proper intonation * Able to talk about kinds of plants and their parts. *Able to use helping verbs in a sentences.	UT-2(L-2) UT-2(GR) - 12,13


	L-13 Has ,Have, WB Pg no. 10			*learn to use the verbs Am,Is,Are,has and have in a sentence.		
DEC '23	L- 3A House For Hippo Grammar L- 14 -In, On, Under, Behind, Near Comprehension WB Pg no. 11	20	*Reading,Explanation,Difficult Words, *Make sentences,Ques/Ans *Rules and Explanation Exercises of Grammar book BEST PRACTICES – Visit to a zoo so that the children can learn love and care towards animals . MULTIDISCIPLINARY Draw and colour a house using different shapes	*learn the different homes of animals. *Enable to identify the position of the things. *Enable children to read the passage and answer of their own.	*Able to identify different animals and their homes *Able to tell the position of the objects. *Able to read the passage and answer the questions	T-2(L-2,3,4) T-2(GR) - 11,12,13,14
JAN '24	L – 4 The Three Fishes Grammar L-15 And. L - 16 Sentences, Capital Letters ,Comma And Fullstop Comprehension W.B Pg – 12	21	*Reading,Explanation,Difficult Words, * Make sentences,Ques/Ans *Rules and Explanation *Exercises of Grammar book Composition – Our National Flag	*Make children understand the importance of water for humanbeing,plants and animals * Make children understand how tojoin two or more words and two sentences . *Enable to understand the use of punctuations. *Enable children to read the passage and answer of their own.	*Develop the sense of taking correct decision. *Able to use Conjunction in a sentence. * Able to read the passage and answer the questions. * Develop respect for our national flag.	T-2(GR) - 15,16,17,18
FEB '24	Le- 18 Comprehension Passage Le – 19 Composition W.B Pg no.13	11	*Worksheet (Comprehension Passage)	*Enable children to read the passage and answer of their own	*Able to read the passage and answer the question	

विषय- हिंदी


प्रत्यूष हिंदी पाठमाला भाग - 1 (न्यू सरस्वती हाउस)


व्याकरण संबोध भाग-1(मधुबन)

सुलेख चित्रमाला (मधुबन)

MONTH	CHAPTER	No. of periods	TOPICS	LEARNING OBJECTIVE	LEARNING OUTCOME	CT/UT/Term
APRIL '23	व्याकरणसंबोध पाठ-2 प्रत्यूष पृष्ठ संख्या- २७ पृष्ठ संख्या- २९ पृष्ठ संख्या- ३२	18	<p>* (वर्ण और वर्णमाला)</p> <p>* आ की मात्रा और अमात्रिक शब्द (मदन और कमला)</p> <p>* इ(ि) और ई(ी) की मात्रा (चींटी की शादी)</p> <p><u>पंचकोश</u></p> <p>इसके अंतर्गत इंद्रियों के विकास हेतु बच्चों को संतुलित भोजन, पारंपरिक खेल खेलने और कसरत तथा योग का प्रशिक्षण।</p> <p>योग के जरिए बच्चों को सही ढंग से साँस लेना सिखाया जाएगा इससे बच्चों का उच्चारण भी सुधरेगा।</p>  <p>• MINDMAPPING</p>	* मौखिक लिखित अभिव्यक्ति वर्ण मात्रा एवं भाषा ज्ञान	* मात्राओं का ज्ञान एवं इसकी प्रयुक्तियाँ, पठन वाचन एवं शब्द निर्माण का ज्ञान।	<p>CT 1</p> <p>आ की मात्रा और अमात्रिक शब्द (मदन और कमला)</p> <p>इ और ई की मात्रा (चींटी की शादी)</p> <p>UT 1</p> <p>साहित्य- अमात्रिक शब्द व्याकरण-पाठ २</p>

MAY '23	व्याकरणसंबोध पाठ-3 प्रत्युष पृष्ठ संख्या-३८	10	*MINDMAPPING *(मात्राएँ) *उ(ु) और ऊ(ू) की मात्रा *क्रिया-कलाप	*मात्राओं की परिभाषा तथा पहचान मात्रा लगाकर शब्द बनाने का मौखिक तथा लिखित अभ्यास। *एक ही व्यंजन पर अलग-अलग मात्राओं को लगाकर सही उच्चारण का अभ्यास।	*कविता में मात्राओं का लयबद्ध प्रयोग, सस्वर वाचन एवं मौखिक भाषा का विकास।	T 1 पृष्ठ संख्या- ३८,४४,४५,४७,४९,५४,५५,६०,६३, ६४,६७,६८,७०,७२,७५,७८,७९,८३, ८४ व्याकरण-पाठ ३,४,५
JUNE '23	व्याकरण संबोध पाठ-4 प्रत्युष पृष्ठ संख्या- ४४,४५ पृष्ठ संख्या -४७,४९ निबंध	11	*(शब्द और वाक्य) *ऋ की मात्रा *ए (े) और ए(ै) की मात्रा (चिरैया) एवं (सुरेश और मैना) * MIND MAPPING *CRITICAL THINKING *मेरा स्कूल बैग	*परिभाषा और उदाहरण द्वारा शब्दों और वाक्यों के निर्माण का अभ्यास	*शब्दों का वाक्य में महत्व व प्रयोग जानेंगे।	C.T-II साहित्य -विराम चिन्ह पृष्ठ संख्या ८५ व्याकरण -पाठ ७

JULY '23	व्याकरण संबोध पाठ-5 प्रत्युष पृष्ठ संख्या-५४,५६ पृष्ठ संख्या- ६०,६३,६४ पृष्ठ संख्या -६७ पृष्ठ संख्या-६८ पृष्ठ संख्या- ७०,७२ निबंध	23	<ul style="list-style-type: none"> *नाम वाले शब्द (संज्ञा) *ओ (ो) और और(ौ) की मात्रा (दौड़ो-दौड़ो) *अनुस्वार, अनुनासिक, विसर्(एक डाल पर बैठा बंदर) और(प्रातः) *दोस्त के जूते  <ul style="list-style-type: none"> *संयुक्त वंजन संयुक्ताश्रर एवं द्वित्व वयंजन (राजकुमारी) <p>MIND MAPPING</p> <ul style="list-style-type: none"> *CRITICAL THINKING *इंद्रधनुष 	<ul style="list-style-type: none"> *पठान वाचन श्रवण कौशल तथा लयात्मक ज्ञान। 	<ul style="list-style-type: none"> *संज्ञा या नाम वाले शब्दों की पहचान *एक ही तरह के प्राणियों और वस्तुओं के नाम वाले शब्दों का मौखिक तथा लिखित अभ्यास करेंगे। 	U.T-II साहित्य पाठ १,२ व्याकरण -पाठ १०
AUG '23	प्रत्युष पृष्ठ संख्या-७५ पृष्ठ संख्या -७८ पृष्ठ संख्या-७९,८३ पृष्ठ संख्या-८४	23	<ul style="list-style-type: none"> *रके रूप *नुक्ता *बारहखड़ी एवं बारहखड़ी की मात्राएँ *लिंग एवं वचन <p>MIND MAPPING</p> <ul style="list-style-type: none"> *CRITICAL THINKING 	<ul style="list-style-type: none"> *मात्राओं का ज्ञान युक्तियाँ पाठ वाचन एवं शब्द निर्माण का ज्ञान। *लिंग वचन की पहचान। वर्तनी के साथ शब्द लिखने के लिए ध्वनि प्रतीक का उपयोग करना। 	<ul style="list-style-type: none"> *वैयाकरणीय भाषा ज्ञान तथा लेखन भाषा का विकास। 	T-2 साहित्य पाठ ३,६,७ पृष्ठ संख्या- ११९,१२० व्याकरण पाठ ११,१२,१५
SEPT. '23	व्याकरण संबोध पाठ-६	8	<ul style="list-style-type: none"> *लड़का-लड़की (लिंग) *आवृत्तिकार्य *हिंदी दिवस <p>REVISION</p>	<ul style="list-style-type: none"> *अपने आसपास उपस्थित लोगों व अन्य प्राणियों के उदाहरणों द्वारा लड़का लड़की की पहचान। 	<ul style="list-style-type: none"> * बच्चे पहचान एवं प्रयोग पर विशेष बल देंगे। 	

OCT. '23	व्याकरणसंबंध पाठ-७ पाठ-८ पाठ-९ प्रत्युष पृष्ठ संख्या-८५,८७ निबंध	15	<ul style="list-style-type: none"> *एक-अनेक (वचन) *नाम की जगह (सर्वनाम) *कैसा कितना (विशेषण) *विराम चिन्ह *(मेंढको की बहादुरी) *रक्षाबंधन *CRITICAL THINKING चित्र देखकर चित्र वर्णन करो। कैसा कितना विशेषण *DECISION MAKING 	<ul style="list-style-type: none"> * अपने आसपास की वस्तुओं को गिनकर एक अनेक की पहचान। * एक जैसे शब्दों के वचन बदलने के नियमों से परिचित करवाना। 	<ul style="list-style-type: none"> * बच्चे नियमों का अनुकरण करेंगे। * पठन वाचन श्रवण कौशल एवं अध्यात्मिक ज्ञान में वृद्धि। 	
NOV '23	व्याकरणसंबंध पाठ-१० प्रत्युष पाठ-१ पाठ-२	18	<ul style="list-style-type: none"> • काम बताने वाले शब्द (क्रिया) • (प्रार्थना) • (बागवानी) • काम बताने वाले शब्द (क्रिया) *SUBJECT ENRICHMENT *SDG-15 *(धरती पर जीवन)  <ul style="list-style-type: none"> *एक से अनेक पौधे कैसे बनाएँ? 	<ul style="list-style-type: none"> • कविता की विषय वस्तु पर बात करना • सक्रिय भागीदारी की चर्चा। 	<ul style="list-style-type: none"> • बच्चों को पर्यावरण चिंतन तथा नैतिक मूल्यों की जानकारी प्राप्त होगी। 	
DEC '23	व्याकरण संबंध पाठ-११ प्रत्युष पाठ-3 निबंध	18	<ul style="list-style-type: none"> *एक जैसे अर्थ वाले शब्द (समानार्थी शब्द) *(भला बालक) *समानार्थी शब्द *V.B.Q 	<ul style="list-style-type: none"> *सामान्य गतिविधियों द्वारा विषय वस्तु पर चर्चा। 	<ul style="list-style-type: none"> *नैतिक चिंतन और कर्म *सामाजिक भावनात्मक सीख तथा जीवन कौशल की शिक्षा। 	

			<p>*हम दूसरों की मदद किस किस तरह से कर सकते हैं?</p> <p>*CRITICAL THINKING</p> <p>*हमारा राष्ट्रीय ध्वज - तिरंगा झंडा</p>			
JAN '24	<p>व्याकरण संबोध</p> <p>पाठ-१२</p> <p>प्रत्यूष</p> <p>पाठ-6</p> <p>पाठ-7</p>	18	<p>* उलटे अर्थ वाले शब्द (विलोम शब्द)</p> <p>*पाठ-6 (कामचोर गधा)</p> <p>* पाठ-7 (चिड़िया और राजा)</p> <p>* उलटे अर्थ वाले शब्द</p> <p>*MULTIDISCIPLINARY</p> <p>पक्षियों के जीवन की रक्षा के लिए क्या-क्या उपाय किए जा सकते हैं?</p>	<p>*चित्रोंद्वाराउल्टेअर्थवालेशब्दकापरिचय।</p> <p>*कहानी में संयुक्त शब्दों पर मात्राओं से परिचित होना।</p>	* बच्चे शब्द भंडार में वृद्धि कर पाएँगे।	
FEB '24	<p>व्याकरण संबोध</p> <p>पाठ-15</p> <p>प्रत्यूष</p> <p>पृष्ठ संख्या-११९,१२०</p>		<p>*(गिनती)</p> <p>*सब्जियों के नाम</p> <p>*गिनती और सब्जियों के नाम</p> <p>*SDG-3</p> <p>शरीर को स्वस्थ रखने के लिए स्वास्थ्यवर्धक हरी सब्जियों और फलों की अलग-अलग तालिका बनाओ।</p>	<p>*बच्चों को अंकज्ञान की जानकारी देना।</p> <p>*हिंदी के अंकों और शब्दों में गिनती का परिचय।</p> <p>* भाषा -खेल द्वारा हिंदी में गिनती लिखने का अभ्यास।</p>	*बौद्धिक ज्ञान में वृद्धि।	

SUBJECT- MATHS

SPLASH SEMESTER – I & II (Ratna Sagar)

SPLASH WORKSHEET

MONTH	CHAPTER	No. of period	TOPICS	LEARNING OBJECTIVE	LEARNING OUTCOME	CT/UT/Term
-------	---------	---------------	--------	--------------------	------------------	------------

APRIL'23	Ch-1 Pre Number Concepts	22	No. Names – 10 -150 Before , After, In Between Nos. Book Pg no. 62 -70 Table of 2 W. B – Pg no.- 15 -18, Addition Single digit	*Learn to compare objects based on visual parameters. *Able to identify place value of the nos.	*To recite no. names and count objects *Analyse to work with nos. *write the correct place value of the objects.	CT- 1 (L - 1) T-I -(L-1)
MAY'23	Ch-2 Numbers from 1 to 9	12	Before ,After, In, Between Nos. (worksheet) No.Names - 151-230 Book Pg No. 71 Table of 3 W.B – Pg No.-19 HOTS – Question based on nos.before ,after and between	*Learn to identify the position of the nos. *Enable to compare zero with shapes ,heavenly bodies, food items like donut with an empty hole.	*Understand to recognize place value of a whole no. *Able to recite the tables. *Able to compare zero with other objects.	T -1 (L -2)
JUNE '23	Ch -3 Zero	13	Subtraction- Single digit , concept of Zero with addition & subtraction No. Names- 231 – 300 Book Pg No.72 - 74 Mental Maths (worksheet) Missing nos.	*Enable the children to understand the concept of Zero * zero is used as a place holder in place value for e.g. 480 or 408	*Analyse to compare Zero with other nos.	UT 1 (L -3) T-I-(L-3)
JULY '23	Ch -4 Numbers from 10 to 99	27	No. Names 301 -400 Book PgNo.75 -90 Match the no. with the no. names. Activity – Draw the beads on the abacus with the no. Expanded Form and Short Form . Table 2,3 &4 (Jumble) Subtraction Double Digit ENRICHMENT ACTIVITY – Making Numbers using arrow cards.	*Develop the skill to identify numerals and number names *Demonstrate the place value. * learn to order property for addition.	*Understand the concept of place value . *Able to write the correct spelling. *able to add nos. including the effect of adding zero. .	UT -1 (L – 4) T-I-(L-4)

AUG '23	Ch -5 Number Line	27	Fill in the boxes with the missing nos. Greater than Less than , Ascending and Descending order Cardinal and Ordinal nos. Book Pg No. 91 -97 Fill in the boxes with < ,> = sign No. Names 401-460	*Learn to locate no. on the number line. *Understand the concept of < ,> ,= *Learn to write Cardinal and Ordinal nos. *Improve children's counting skills.	*Understand and compare Cardinal and Ordinal nos. *Identify the nos. as < ,> ,= *Able to create no. line along with nos.	T -1 (L – 5)
SEP '23	Ch – 6 Addition	10	Vertical Addition Book Pg No. 103 -108. No. Names 461 -500 Table of 5 . Word Problems on Addition SKILL – ART INTEGRATION- Make a Diwali Card- Solve the sums and colour the candle	*Learn to demonstrate the learning of addition	*Able to identify the place value of the digit and add them.	T- 1 (L – 6)
OCT ' 23	Ch -1 Subtraction Ch -2 Skip Counting	17	No. Names -501 -600 Book Pg No. 54 -59 W.B Pg no.28,29 Word Problems on Subtraction. Skip Counting in 5s and 10s. Table of 6 ACTIVITY – Clap in 2s Critical Thinking , Collaboration and Communication ACTIVITY –Dice Game (skill collaboration)	*Develop understanding of subtraction by counting backward *Understanding of multiplication as repeated Addition	*Able to identify the place value and do the subtraction *Able to compare and do the skip counting properly use them.	C T- 2 (L – 1) U T- 2 (L – 2) T-II-(L-1,2)
NOV '23	Ch – 3 Measurement Ch – 4 Shapes	20	Length, Weight Capacity- Explanation Complete the shapes and match them. Book Pg No. 67 -86 W.B Pg No. 31 -33 No.Names 601 -660 Table of 7 ACTIVITY - Jump and measure (Experiential learning)	*Learn to compare length and weight of object. *Learn to identify and differentiate shape and corners of basic shapes.	*Understand the units of measurement and apply the in their daily life. *Compare different shapes and identify them	UT- 2 (L- 3) T-II-(L-3,4)

			HOTS – Question on measurement . ART INTEGRATION – Draw colour and count the shapes AIL			
DEC ‘23	Ch –5 Fractions Ch- 6 Time	20	Fraction , Time Explanation Days of the Week ,Months of the Year Book Pg No.88 -97 W.B Pg No. 34 -38 No. Names 661 -700 Write the fraction for the shaded portion. Table of 8 ACTIVITY – Draw the face of a clock and show the time . ART INTEGRATION – Make a wall hanging with different shapes	*Develop an understanding of different parts. *Learn to tell the time (hours), days of the week and months in a year.	*Understand to divide the things in different parts. *Able to say the correct time and identify days and months.	T-II-(L-5,6)
JAN ‘24	Ch - 7 Money Ch – 8 Data Handling	21	Draw coins and identify Data Handling-Complete the table Book pg.99-105 . W.B. – Pg-39-41 Table of 9 Number Names -701-760 Community Outreach Make a donation box. Collect money from your neighbourhood and send this money to a home for elderly people. EXPERIENTIAL LEARNING – Make a weather chart	*To make familiar with Indian coins and note and to add money. *Learn to collect information to form lists.	*Able to identify rupees and coins and can relate them in day to day life. *Analyse compare and create data of the given things.	T-II-(L-7,8)
FEB ‘24	Ch-9 Patterns -	11	Book Pg-10 Table of 10 Number Names-761-800	*Learn to understand and follow a pattern.	*Analyse the concept of pattern and create them.	T-II-(L-9)

			W.B-Pg-42 . Extend the pattern Worksheet on Mental Maths			
--	--	--	---	--	--	--

SUBJECT- EVS

SPLASH SEMESTER – I & II (RatnaSagar)

SPLASH WORKSHEET

MONTH	CHAPT ER	No. of periods	TOPICS	LEARNING OBJECTIVE	LEARNING OUTCOME	CT/UT/ Term
APRIL '23	Lesson 1 Lesson 2	18	*My Family *Home Sweet Home AIL PANCHKOSH EXPERIENTIAL LEARNING MULTIDISCIPLINARY	*To enable them about different types of family. *To make them understand the importance of a house.	*Students will be able to identify and compare different types of families. *Students will be able to talk about different types of houses.	CT1 L-I UT1 L-2
MAY '23	Lesson 3	10	*My School	*To make them understand the importance of school.	*Students will understand the importance of school.	T1 L-3
JUNE '23	Lesson 4 Lesson 5	11	*My Body *The Food We Eat SDG 1 PANCHKOSH	*To enable them about the parts of body. *To enable them about the importance of food.	*Students will understand the functions of sense organs. *Students will learn to differentiate food groups and the importance of good eating habits.	TI L-4 L-5
JULY '23	Lesson 6 Lesson 7	23	*Our Clothes *Keeping Clean	*To enable them about different types of clothes and the importance of clothes. *To make them understand about cleanliness.	*Students will learn to identify the names of common clothes *Students will be able to talk about the importance of cleanliness.	T1 L-6 L-7

AUG '23	Lesson 8 Lesson 9	23	*Stay Fit Stay Healthy *Good Manners & Habits	*To enable them about the importance of good health *To enable them about good manners at home and school.	*Students will understand the importance of good eating and sleeping habits. *Students will follow good manners and good habits.	T1 L-8 L-9
SEPT '23	Lesson 10	8	*Be Safe Be Happy	*To enable them about safety rules.	*Students will be able to list basic safety rules at home, on road and at school.	TI L-10 CT 2 L-1
OCT '23	Lesson 1 Lesson 2	15	*Plants, Our Friends *Animals, Our Friends EXPERIENTIAL LEARNING	*To make them understand about different types of plants. *To enable them about the different habitats of animals.	*Students will talk about different types of trees and shrubs. *Students will learn to distinguish between birds and insects.	UT2 L-2
NOV '23	Lesson 3 Lesson 4	18	*Places Around Us *People Who Help Us SUBJECT ENRICHMENT BEST PRACTICES PANCHKOSH	*To make them understand the meaning of neighbourhood. *To enable them about different people who help us.	*Students will learn about the places in our neighbourhood. *Students will learn to appreciate the work the helpers do.	T2 L-3 L-4
DEC '23	Lesson 5 Lesson 6	18	*Air *Water SDG 6	*To make them understand the importance of air. *To make them understand the importance of water from living being.	*Students will be able to understand the uses of air and its importance. *Students will understand the various sources of water.	T2 L-5 L-6
JAN '24	Lesson 7	18	*Weather	*To enable them about the characteristic of weather.	*Students will be able to make association between clothes, food and weather.	T2 L-7
FEB '24	Lesson 8	11	*Up in the Sky	*To make them understand about heavenly bodies.	*Students will be able to talk about the sun, moon and the stars.	T2 L-8

Book - My World of Art and Craft -1

MONT H	CHAPTER	No. of perio ds	TOPICS	LEARNING OBJECTIVE	LEARNING OUTCOME	CT/U T/Ter m
APRIL '23	Col.bk.pg.no.2 ,3. Craft Act. With pencil sharpen	8	*Drawing of different shapes *Balloon [Sub.Maths]	*To make them understand different types of shapes.	*They will be able to draw and colour different figures using shapes .	
MAY '23	Col,bk.pg.no.4 ,5	2	*Drawing of my favourite fruit and vegetable [Sub.E.V.S]	*To make them understand different types of fruits and vegetables.	*Students will be able to draw and colour their favourite fruit and vegetable.	
JUNE '23	Col.bk.pg.no.6 ,7	6	*Drawing of fish in water. *Bird's nest [Sub. E.V.S]	*To describe different types of animal's home	*At the end of the chapter students will be able to draw and colour animal's. home.	
JULY '23	Col.bk.pg.no.8 ,9,10. Drawing and Colouring Competition	8	*Drawing of rabbit *Drawing of duck	*To describe different types of animals.	*Students are will be able to draw rabbit and duck with the help of circle and the No.2.	
AUG. '23	Col.bk.pg.no.1 1,12,13.	8	*Drawig of lotus *National Flag *Peacock *Fruit basket	*To make them understand the importance of National Flag.	*Students will be able to distinguish between National and Religious festivals , draw and colour the given pictures.	
SEPT. '23	Col.bk.pg.no. 14,15.	4	*Drawing of scenery *Lion	*To enable them to know about the Nature.	*Students will be able to draw the scenery, lion and also describe the importance of nature.	
OCT. '23	Col.bk.pg.no. 16,17,	6	*Drawing of Diwali *Drawing of favourite food	*To make them understand the importance of festivals in our life.	*Students will be able to draw and describe about Diwali.	
NOV. '23	Col.bk.pg.no. 18,19,20	8	*Drawing of Transport [air,water,land] , [Sub. E.V.S.]	*To describe the importance of Transport.	* Students will be able to draw different means of transport and know their importance.	

DEC '23	Col.bk.pg.no. 21,22	6	*Drawing of snowman *Santa *Christmass tree [Sub. E.V.S]	*To make them understand the importance of festivals.	* Students will be able to draw Christmas items.	
JAN '24	Col.bk.pg.no. 23,24	8	*Drawing of kite *National Flag *Traffic Lights with shapes *Peacock	*To enable them about the different Traffic Rules, and importance of National Flag.	*Students will be able to draw the Traffic lights with the help of different shapes.	
FEB '24	Col.bk.pg.no. 25,	4	*Drawing of Holi *Flower pot	*To make them understand the importance of shapes .	*Students will be able to draw and colour the figures with different shapes.	

SUBJECT - AEROBICS

MONTH	CHAPTE R	No. of periods	TOPICS	LEARNING OBJECTIVE	LEARNING OUTCOME	CT/UT/ Term
APRIL '23	Aerobics	4	*Introduction of Aerobic & *Step 5	*To prepare Mentally and physically for the your chosen activity.	*Able students to dig deeper into their minds.	
MAY '23	Aerobics	2	*Step 5	*Strengthens your heart lungs and trains your cardiovascular.	*Demonstrate an understanding of health- related fitness components.	
JUNE '23	Aerobics	2	*Step 5	*System to manage and deliver oxygen.	*Participation in aerobic activities in the community.	
JULY '23	Zumba	4	*Step 5	*Zumba is a powerful exercise calorie burns in just an hour.	*Student will improve their cardiovascular system through exercise.	
AUG. '23	Aerobics	4	*Step 5	*Aerobics exercises keeps students muscles strong which can help them as they get older.	*Able to know weight management.	
SEPT. '23	Aerobics	3	*Step 5	*Increases stamina, fitness and strength.	*Immediate benefits for the body.	

OCT. '23	Aerobics	2	*Step 5	*Getting rid of viral illness.	*Able to strengthen bone and muscles.	
NOV. '23	Aerobics	3	*Step 5	*Keep arteries clear.	*Improve ability to do daily activities and prevent illness.	
DEC. '23	Christmas song Free style dance	3	*Step 5	*Practice conveniently and freely.	*Understand and focus on improvisational skills.	
JAN. '24	Aerobics	3	*Step 5	*Reduce health risks.	*Able to manage chronic health conditions.	
FEB. '24	Zumba	2	*Step 5	*Manage chronic conditions.	* Aware of other heart diseases .	

SUBJECT - MUSIC

MONT H	CHAPTER	No. of periods	TOPICS	LEARNING OBJECTIVE	LEARNING OUTCOME	CT/UT/Term
APRIL '23	Om, Gaytri Mantra Sargam Rhyme	4	* Om, Gaytri Mantra * Sargam P1 *Sargam P2 * Rhyme	*To make them understand the importance of mantras in our life.	*Children will understand the importance of mantras in their life and how swars are related with the mantras.	
MAY '23	Rhyme	2	* Ek kauwa pyasa P1 * Ek kauwa pyasa P2	*Children learn that how we should face the difficulties.	*Children will use their intelligence in difficult situation	
JUNE '23	Song	2	* Acchutam keshwam P1 * Acchutam keshwam P2 *Preparation for World music day.	*Children will learn about Lord Krishna and his life story.	*Children will use the teachings of Lord Krishna in their life.	
JULY '23	Patriotic song Rhyme	4	* Nanha munna P1 * Nanha munna P2 * Nanha munna P3 * Ek Chidiya ke bacche chaar	*To inculcate the spirit of patriotism.	*Students will understand the importance of patriotism.	

AUG. '23	Saawan geet National Anthem	4	*Dekho saawan aaya P1 *Dekho saawan aaya P2 * National Anthem P1 * National Anthem P2	*To make children feel the joy of rainy season.	*Students will identify the different seasons.	
SEPT. '23	Gandhi jee Bhajan Krishna Bhajan	2	* Raghupati raghav * Shyam teri bansi	*Integration of music with social science-To describe the life of Mahatma Gandhi and Lord krishna.	*Students will understand the life history of Mahatma Gandhi and his contributions for the nation.	Term 1
OCT. '23	Mata Bhajan	2	* Jai jai bhavani P1 * Jai jai bhavani P2	*Integration of music with social science- Students will come to know about lord Rama's life story.	*Children will understand the importance of Durga Puja	
NOV.'23	Parents song	2	* Ye toh sach hai P1 * Ye toh sach hai P2	*Subject enrichment - understanding of the significance of parents .	*Children will come to know the importance of parents in our life.	
DEC. '23	Devotional song	3	* Ye mat kaho P1 * Ye mat kaho P2 * Christmas song	*To motivate the children with positivity.	*Explain the link between positive thinking and good health.	
JAN '24	Patriotic song	3	* Jago tum jago P1 * Jago tum jago P2 * Jago tum jago P3	*Children will develop patriotism among themselves.	*Will learn the importance of free India.	
FEB '24	Saraswati vandana Revision	2	* Mata Saraswati * Revision	*To make children aware about goddess Saraswati.	*Children will know the importance of .Goddess Saraswati	Final Exam

MONTH	CHAPTER	No. of periods	TOPICS	LEARNING OBJECTIVE	LEARNING OUTCOME	CT/UT/Term
APRIL '23		4	*Freehand exercise	*To make the children understand the correct body posture.	* They will be able to use correct body posture in their day to day life.	
MAY '23		1	*50 m race	*Enable the students to develop the energy production system.	*They will be able to learn to use the energy to meet the demands of activities.	
JUNE '23		3	*Hopping on one leg *Yoga	*Enable the children to enhance body balancing with concentration.	*They will be able to improve their concentration.	
JULY '23		4	*Tunnel Ball *Frog Race *Shuttle Run *Plog Race	*Enable the students to learn terms that relate to the body system through muscle movement.	*Understand the terms that relate to body system.	
AUG. '23		4	*Counting angles & shapes *Knowledge of maths *Fun games	*Enhance the students to learn various angles shapes through fun games.	*Children will be able to learn fun games through Maths.	
SEPT. '23		2	*Passing the ball *Inter house Ludo-competition	* Enhance the students to learn to improve critical thinking through games.	* Children will be able to improve their critical thinking.	
OCT. '23		3	*Cleaning the surrounding	* Enhance sense of social responsibility	*Understanding of better sense of social responsibility.	
NOV '23		4	*Sack Race *Kangaroo Race *Skipping	*Enable to improve the strength and self confidence.	*They will be able to improve their strength and self confidence.	
DEC '23		3	*Hit the point *Passing the parcel and ball	* Enhance to focus on target.	*Children will be able to focus on target.	
JAN '24		4	*Sack Race- balance, concentration *Tunnel ball-coordination	* Enhance the students to learn various sports through Science.	*Understand to learn various sports through Science.	

			*Shuttle run- flexibility, endurance			
FEB '24		2	*Tug of war *Kangaroo Race	*Enable to improve Physical and mental strength.	*Able to improve improved Physical and mental strength .	